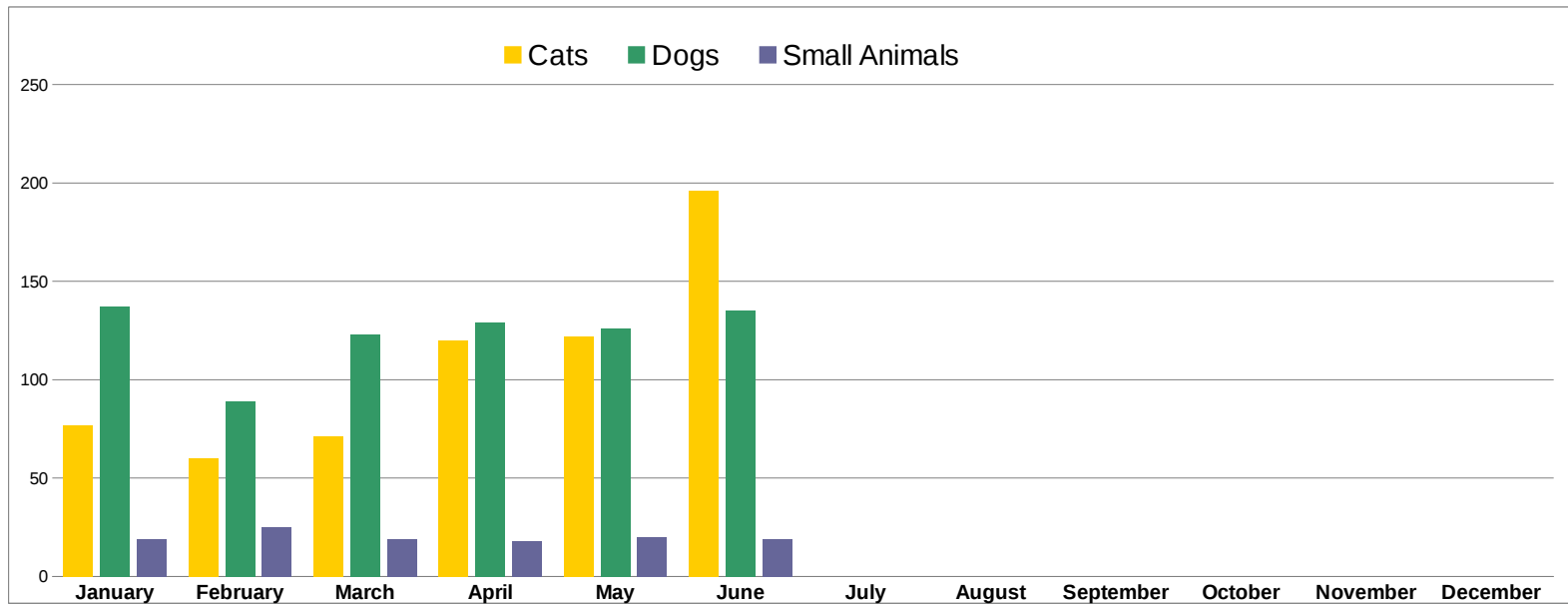


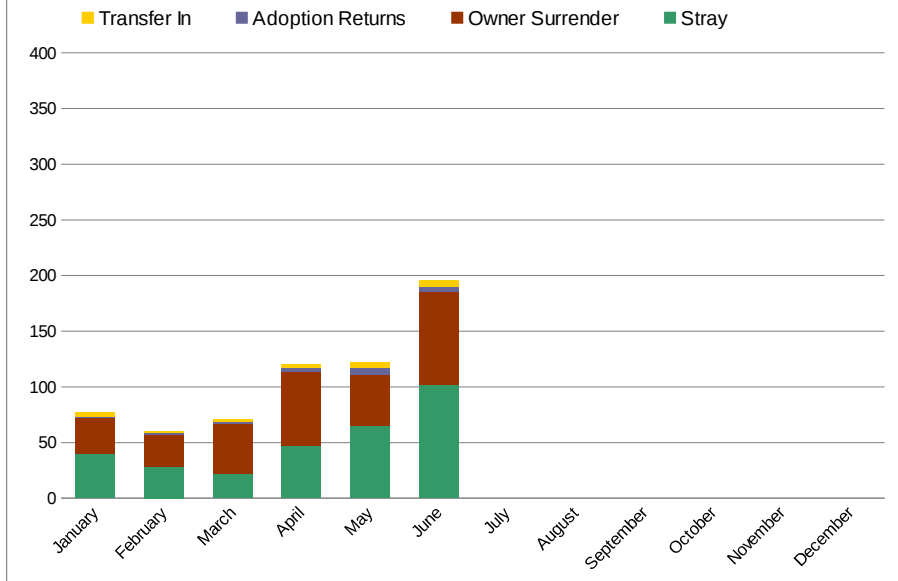
CMHS 2018 Intake Data

Source	Species	January	February	March	April	May	June	July	August	September	October	November	December	YTD
Stray	Cats	40	28	22	47	65	102							304
	Dogs	56	33	44	38	43	37							251
	Small Animals	9	1	1	6	1	3							21
Owner Surrender	Cats	32	29	45	67	46	83							302
	Dogs	57	38	57	58	59	70							339
	Small Animals	7	24	18	11	19	14							93
Adoption Returns	Cats	1	2	2	3	6	5							19
	Dogs	5	8	8	14	9	14							58
	Small Animals	0	0	0	0	0	0							0
Transfer In	Cats	4	1	2	3	5	6							21
	Dogs	19	10	14	19	15	14							91
	Small Animals	3	0	0	1	0	2							6
Total Intake	Cats	77	60	71	120	122	196	0	0	0	0	0	0	646
	Dogs	137	89	123	129	126	135	0	0	0	0	0	0	739
	Small Animals	19	25	19	18	20	19	0	0	0	0	0	0	120
Grand Totals		233	174	213	267	268	350	0	0	0	0	0	0	1505

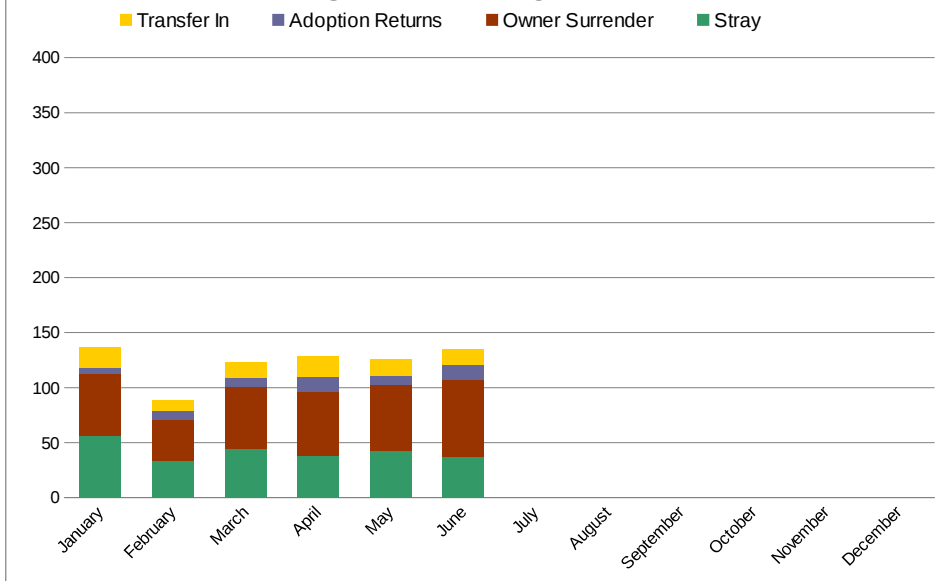
2018 Intake Trends



Cat Intakes by Source



Dog Intakes by Source



CMHS 2018 Animals Sent to Rescue

Rescue	Species	January	February	March	April	May	June	July	August	September	October	November	December	YTD
Second Chance	Cats	0	0	1	0	0	0							1
	Dogs	2	0	2	0	1	0							5
	Small Animals	0	0	0	0	0	0							0
	Total	2	0	3	0	1	0	0	0	0	0	0	0	6
Breed Specific	Cats	0	0	0	0	0	0							0
	Dogs	1	0	1	2	1	1							6
	Small Animals	0	0	0	0	0	0							0
	Total	1	0	1	2	1	1	0	0	0	0	0	0	6
Other Rescues	Cats	4	2	0	1	4	0							11
	Dogs	3	0	5	3	4	1							16
	Small Animals	3	0	0	0	0	11							14
	Total	10	2	5	4	8	12	0	0	0	0	0	0	41
Total Sent to Rescue	Cats	4	2	1	1	4	0	0	0	0	0	0	0	12
	Dogs	6	0	8	5	6	2	0	0	0	0	0	0	27
	Small Animals	3	0	0	0	0	11	0	0	0	0	0	0	14
Grand Totals		13	2	9	6	10	13	0	0	0	0	0	0	53

CMHS 2018 Live Release Data

Outcome	Species	January	February	March	April	May	June	July	August	September	October	November	December	YTD
Adoption	Cats	84	64	68	50	54	135							455
	Dogs	92	72	94	84	71	94							507
	Small Animals	12	16	19	15	10	13							85
Return to Owner	Cats	5	2	1	5	5	6							24
	Dogs	17	11	31	25	23	18							125
	Small Animals	0	0	0	0	0	0							0
Total Sent to Rescue	Cats	4	2	1	1	4	0	0	0	0	0	0	0	12
	Dogs	6	0	8	5	6	2	0	0	0	0	0	0	27
	Small Animals	0	0	0	0	0	11	0	0	0	0	0	0	11
Trap Neuter Release	Cats	2	0	0	2	3	2							9
Live Release Totals	Cats	95	68	70	58	66	143	0	0	0	0	0	0	500
	Dogs	115	83	133	114	100	114	0	0	0	0	0	0	659
	Small Animals	12	16	19	15	10	24	0	0	0	0	0	0	96
Grand Total		222	167	222	187	176	281	0	0	0	0	0	0	1255

CMHS 2018 Euthanasia Data

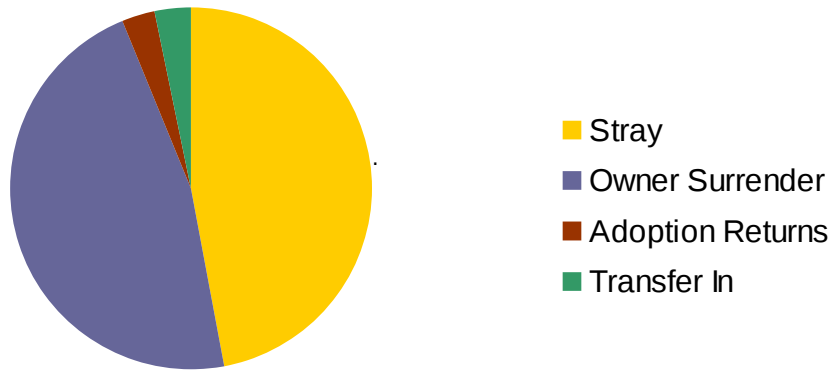
Reason	Species	January	February	March	April	May	June	July	August	September	October	November	December	YTD
Owner Request	Cats	0	0	1	0	1	2							4
	Dogs	2	6	1	1	3	2							15
	Small Animals	0	1	1	0	0	0							2
Health	Cats	1	1	7	5	1	4							19
	Dogs	1	0	0	1	0	2							4
	Small Animals	0	1	2	0	1	0							4
Died	Cats	0	0	0	0	1	2							3
	Dogs	1	0	0	2	14	1							18
	Small Animals	1	0	0	0	0	0							1
Behavioral	Cats	0	0	0	0	0	0							0
	Dogs	0	0	0	0	0	0							0
	Small Animals	0	0	0	0	0	0							0
Space	Cats	0	0	0	0	0	0							0
	Dogs	0	0	0	0	0	0							0
	Small Animals	0	0	0	0	0	0							0
Aggression	Cats	0	0	0	0	0	0							0
	Dogs	4	4	3	0	1	2							14
	Small Animals	0	0	0	0	0	0							0
Feral	Cats	0	0	0	0	0	0							0
	Dogs	0	0	0	0	0	0							0
	Small Animals	0	0	0	0	0	0							0
Age	Cats	0	0	0	0	0	0							0
	Dogs	0	0	0	0	0	0							0
	Small Animals	0	0	0	0	0	0							0
Euthanasia Totals	Cats	1	1	8	5	3	8	0	0	0	0	0	0	26
	Dogs	8	10	4	4	18	7	0	0	0	0	0	0	51
	Small Animals	1	2	3	0	1	0	0	0	0	0	0	0	7
Grand Totals		10	13	15	9	22	15	0	0	0	0	0	0	84

CMHS 2018 Intake Analysis

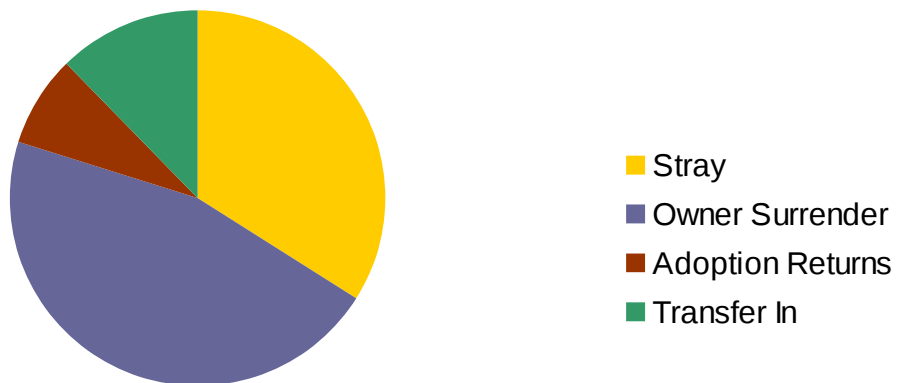
YTD

Source	Cats	Dogs	Small Animals	Grand Total
Stray	304	251	21	576
Owner Surrender	302	339	93	734
Adoption Returns	19	58	0	77
Transfer In	21	91	6	118
Grand Totals	646	739	120	1505

Cat Intakes by Source



Dog Intakes by Source

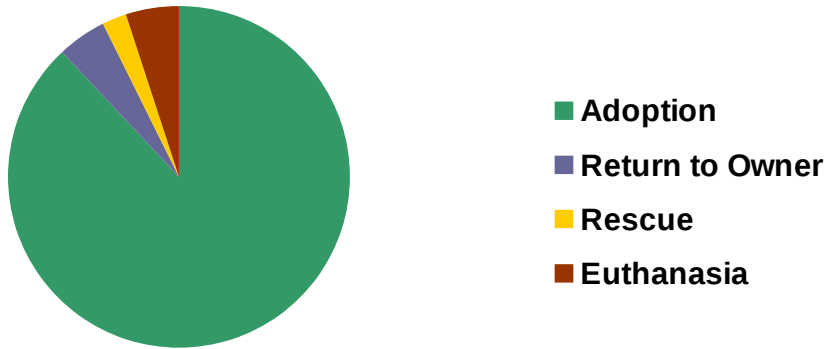


CMHS 2018 Outcome Analysis

YTD

Outcome	Cats	Dogs	Small Animals	Grand Total
Adoption	455	507	85	1047
Return to Owner	24	125	0	149
Rescue	12	27	11	50
Euthanasia	26	51	7	84
Grand Totals	517	710	103	1330

Outcomes for Cats



Outcomes for Dogs

