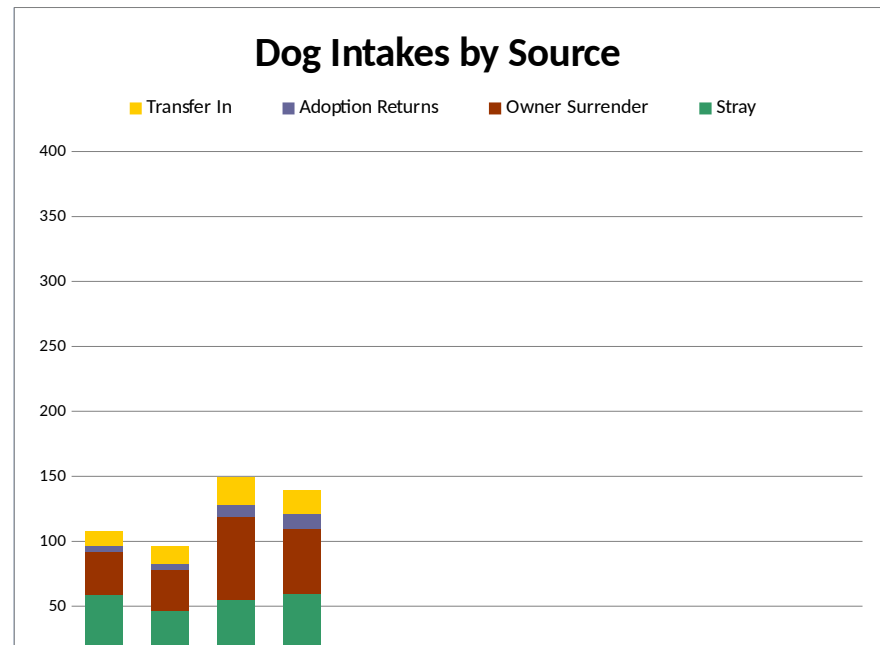
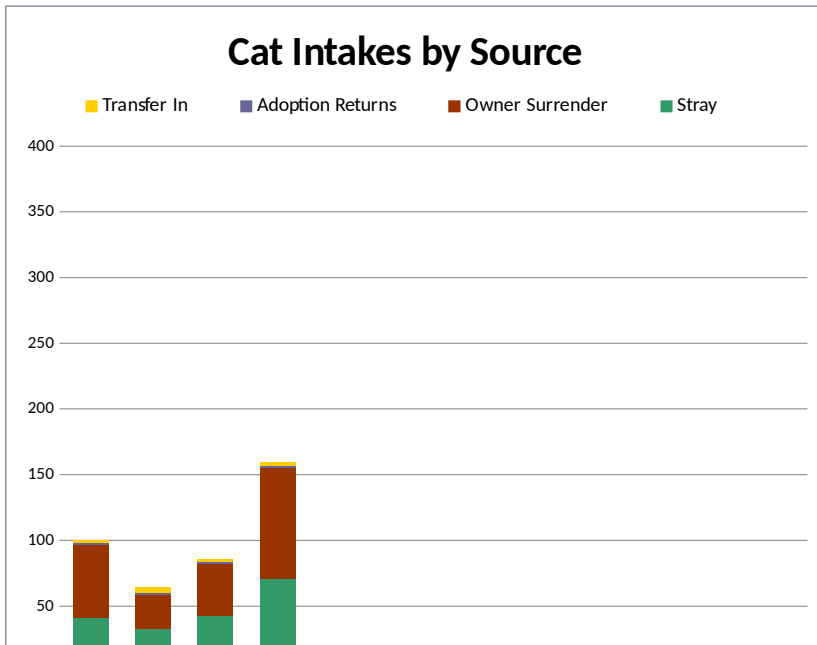
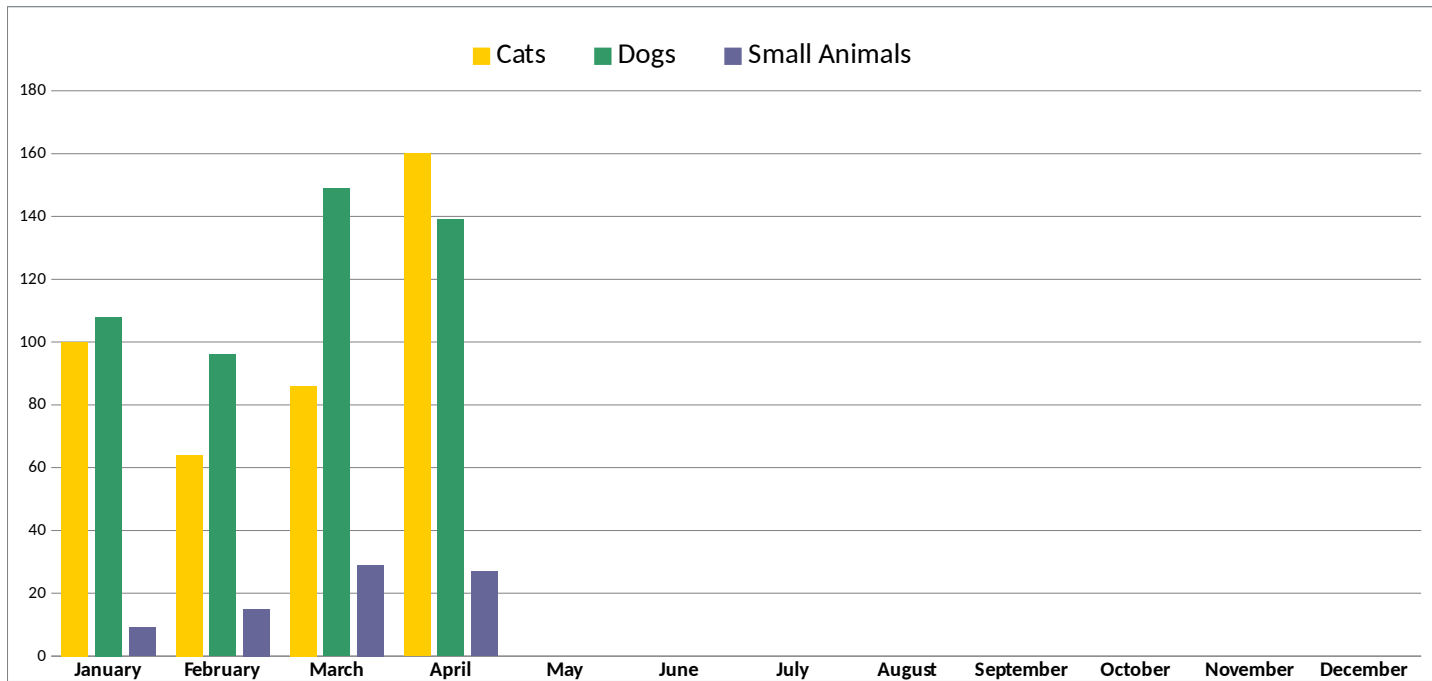


CMHS 2019 Intake Data

Source	Species	January	February	March	April	May	June	July	August	September	October	November	December	YTD
Stray	Cats	41	33	43	71									188
	Dogs	59	47	55	60									221
	Small Animals	2	2	3	3									10
Owner Surrender	Cats	56	26	39	84									205
	Dogs	33	31	64	50									178
	Small Animals	6	13	13	17									49
Adoption Returns	Cats	1	1	2	2									6
	Dogs	5	5	9	11									30
	Small Animals	0	0	0	0									0
Transfer In	Cats	2	4	2	3									11
	Dogs	11	13	21	18									63
	Small Animals	1	0	13	7									21
Total Intake	Cats	100	64	86	160	0	0	0	0	0	0	0	0	410
	Dogs	108	96	149	139	0	0	0	0	0	0	0	0	492
	Small Animals	9	15	29	27	0	0	0	0	0	0	0	0	80
Grand Totals		217	175	264	326	0	0	0	0	0	0	0	0	982

2019 Intake Trends





CMHS 2019 Animals Sent to Rescue

Rescue	Species	January	February	March	April	May	June	July	August	September	October	November	December	YTD
Second Chance	Cats	0	0	0	0									0
	Dogs	0	0	0	0									0
	Small Animals	0	0	0	0									0
	Total	0	0	0	0	0	0	0	0	0	0	0	0	0
Breed Specific	Cats	0	0	0	0									0
	Dogs	1	0	1	0									2
	Small Animals	0	0	0	0									0
	Total	1	0	1	0	0	0	0	0	0	0	0	0	2
Other Rescues	Cats	4	0	0	1									5
	Dogs	3	2	6	4									15
	Small Animals	0	0	0	0									0
	Total	7	2	6	5	0	0	0	0	0	0	0	0	20
Total Sent to Rescue	Cats	4	0	0	1	0	0	0	0	0	0	0	0	5
	Dogs	4	2	7	4	0	0	0	0	0	0	0	0	17
	Small Animals	0	0	0	0	0	0	0	0	0	0	0	0	0
Grand Totals		8	2	7	5	0	0	0	0	0	0	0	0	22

CMHS 2019 Live Release Data

Outcome	Species	January	February	March	April	May	June	July	August	September	October	November	December	YTD
Adoption	Cats	110	98	73	67									348
	Dogs	76	77	92	106									351
	Small Animals	1	17	16	12									46
Return to Owner	Cats	5	6	10	0									21
	Dogs	39	20	34	32									125
	Small Animals	0	0	0	2									2
Total Sent to Rescue	Cats	4	0	0	1									5
	Dogs	4	2	7	4									17
	Small Animals	0	0	0	0									0
Trap Neuter Release	Cats	0	3	0	2									5
Live Release Totals	Cats	119	107	83	70	0	0	0	0	0	0	0	0	379
	Dogs	119	99	133	142	0	0	0	0	0	0	0	0	493
	Small Animals	1	17	16	14	0	0	0	0	0	0	0	0	48
Grand Total		239	223	232	226	0	0	0	0	0	0	0	0	920

CMHS 2019 Euthanasia Data

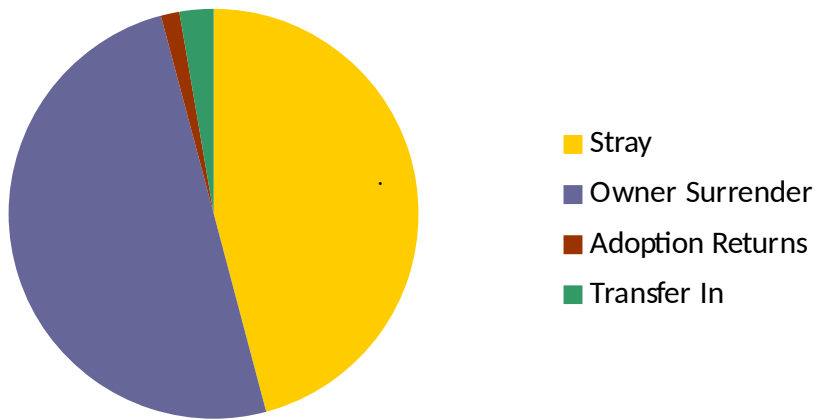
Reason	Species	January	February	March	April	May	June	July	August	September	October	November	December	YTD
Owner Request	Cats	1	3	0	3									7
	Dogs	0	2	0	3									5
	Small Animals	0	0	0	0									0
Health	Cats	3	0	3	4									10
	Dogs	1	2	0	0									3
	Small Animals	0	0	0	0									0
Died	Cats	1	1	2	6									10
	Dogs	2	0	0	0									2
	Small Animals	0	0	0	0									0
Behavioral	Cats	0	0	0	0									0
	Dogs	0	0	0	0									0
	Small Animals	0	0	0	0									0
Space	Cats	0	0	0	0									0
	Dogs	0	0	0	0									0
	Small Animals	0	0	0	0									0
Aggression	Cats	0	0	0	0									0
	Dogs	4	1	1	2									8
	Small Animals	0	0	0	0									0
Feral	Cats	0	0	0	0									0
	Dogs	0	0	0	0									0
	Small Animals	0	0	0	0									0
Age	Cats	0	0	0	0									0
	Dogs	0	0	0	0									0
	Small Animals	0	0	0	0									0
Euthanasia Totals	Cats	5	4	5	13	0	0	0	0	0	0	0	0	27
	Dogs	7	5	1	5	0	0	0	0	0	0	0	0	18
	Small Animals	0	0	0	0	0	0	0	0	0	0	0	0	0
Grand Totals		12	9	6	18	0	0	0	0	0	0	0	0	45

CMHS 2019 Intake Analysis

YTD

Source	Cats	Dogs	Small Animals	Grand Total
Stray	188	221	10	419
Owner Surrender	205	178	49	432
Adoption Returns	6	30	0	36
Transfer In	11	63	21	95
Grand Totals	410	492	80	982

Cat Intakes by Source



Dog Intakes by Source



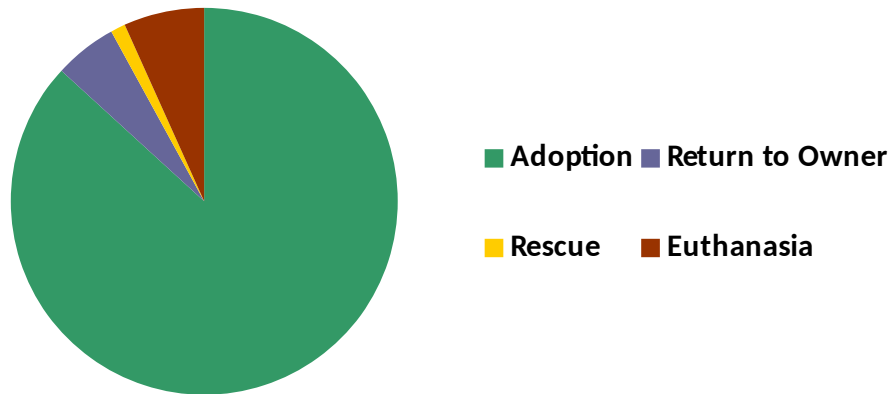


CMHS 2019 Outcome Analysis

YTD

Outcome	Cats	Dogs	Small Animals	Grand Total
Adoption	348	351	46	745
Return to Owner	21	125	2	148
Rescue	5	17	0	22
Euthanasia	27	18	0	45
Grand Totals	401	511	48	960

Outcomes for Cats



Outcomes for Dogs

