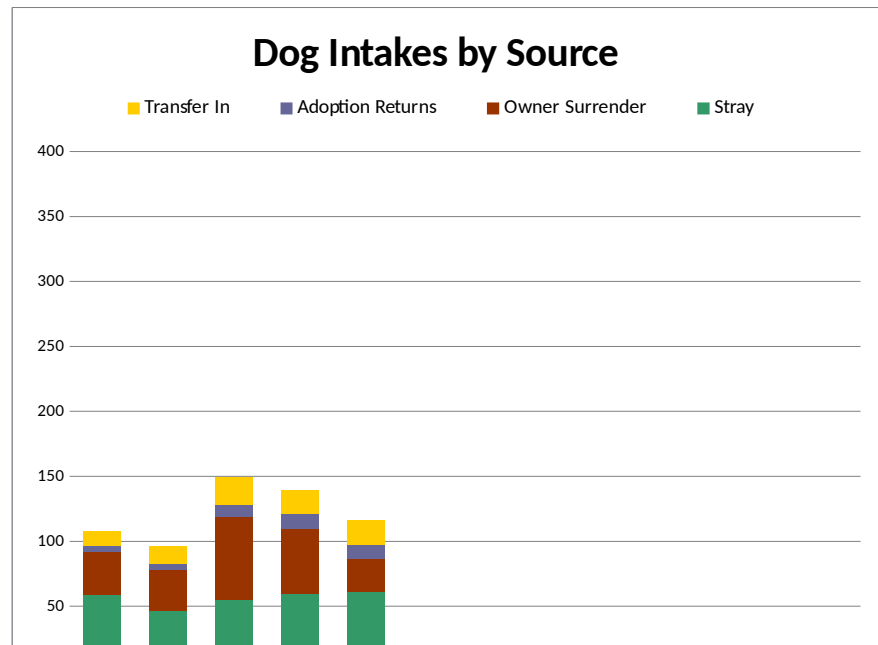
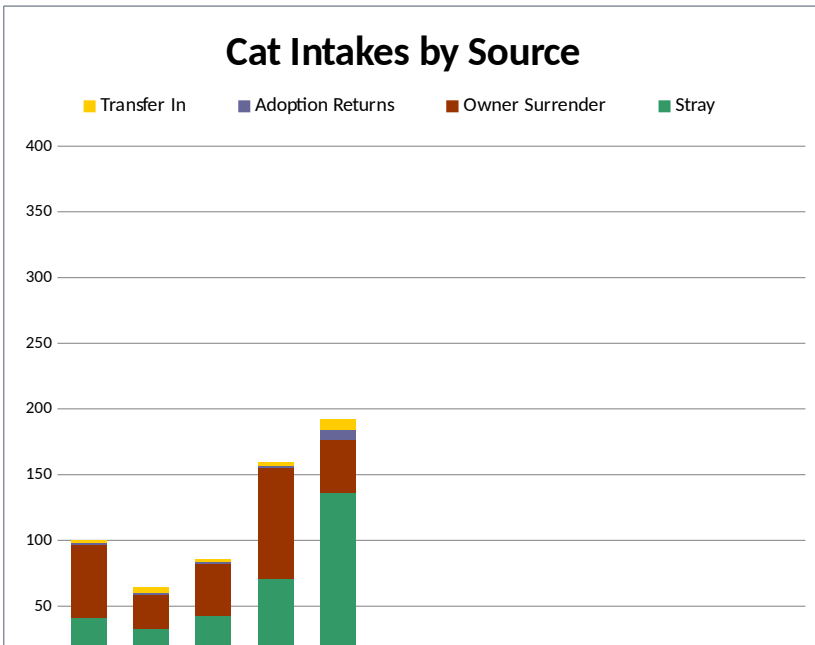
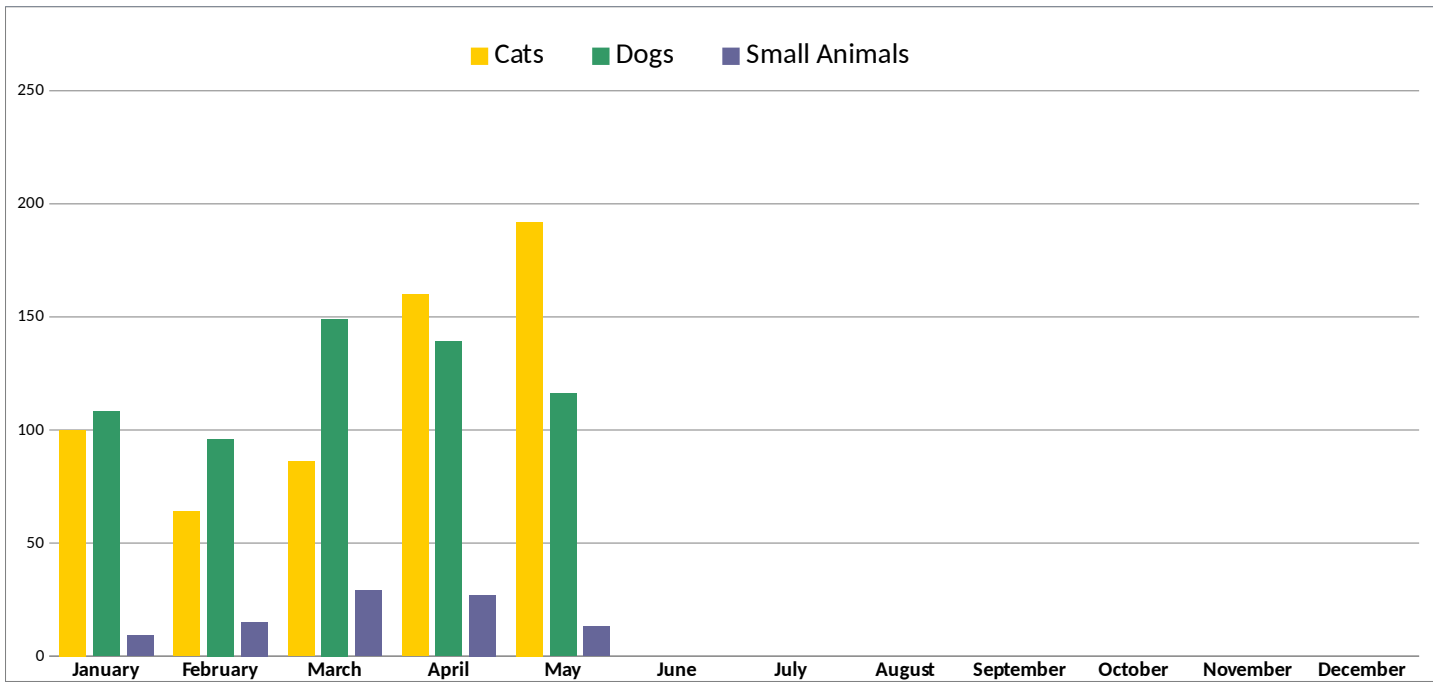


CMHS 2019 Intake Data

Source	Species	January	February	March	April	May	June	July	August	September	October	November	December	YTD
Stray	Cats	41	33	43	71	136								324
	Dogs	59	47	55	60	61								282
	Small Animals	2	2	3	3	1								11
Owner Surrender	Cats	56	26	39	84	41								246
	Dogs	33	31	64	50	26								204
	Small Animals	6	13	13	17	11								60
Adoption Returns	Cats	1	1	2	2	7								13
	Dogs	5	5	9	11	10								40
	Small Animals	0	0	0	0	0								0
Transfer In	Cats	2	4	2	3	8								19
	Dogs	11	13	21	18	19								82
	Small Animals	1	0	13	7	1								22
Total Intake	Cats	100	64	86	160	192	0	0	0	0	0	0	0	602
	Dogs	108	96	149	139	116	0	0	0	0	0	0	0	608
	Small Animals	9	15	29	27	13	0	0	0	0	0	0	0	93
Grand Totals		217	175	264	326	321	0	0	0	0	0	0	0	1303

2019 Intake Trends





CMHS 2019 Animals Sent to Rescue

Rescue	Species	January	February	March	April	May	June	July	August	September	October	November	December	YTD
Second Chance	Cats	0	0	0	0	1								1
	Dogs	0	0	0	0	0								0
	Small Animals	0	0	0	0	0								0
	Total	0	0	0	0	1	0	0	0	0	0	0	0	1
Breed Specific	Cats	0	0	0	0	0								0
	Dogs	1	0	1	0	0								2
	Small Animals	0	0	0	0	0								0
	Total	1	0	1	0	0	0	0	0	0	0	0	0	2
Other Rescues	Cats	4	0	0	1	0								5
	Dogs	3	2	6	4	1								16
	Small Animals	0	0	0	0	0								0
	Total	7	2	6	5	1	0	0	0	0	0	0	0	21
Total Sent to Rescue	Cats	4	0	0	1	1	0	0	0	0	0	0	0	6
	Dogs	4	2	7	4	1	0	0	0	0	0	0	0	18
	Small Animals	0	0	0	0	0	0	0	0	0	0	0	0	0
Grand Totals		8	2	7	5	2	0	0	0	0	0	0	0	24

CMHS 2019 Live Release Data

Outcome	Species	January	February	March	April	May	June	July	August	September	October	November	December	YTD
Adoption	Cats	110	98	73	67	77								425
	Dogs	76	77	92	106	95								446
	Small Animals	1	17	16	12	28								74
Return to Owner	Cats	5	6	10	0	4								25
	Dogs	39	20	34	32	29								154
	Small Animals	0	0	0	2	1								3
Total Sent to Rescue	Cats	4	0	0	1	1								6
	Dogs	4	2	7	4	1								18
	Small Animals	0	0	0	0	0								0
Trap Neuter Release	Cats	0	3	0	2	1								6
Live Release Totals	Cats	119	107	83	70	83	0	0	0	0	0	0	0	462
	Dogs	119	99	133	142	125	0	0	0	0	0	0	0	618
	Small Animals	1	17	16	14	29	0	0	0	0	0	0	0	77
Grand Total		239	223	232	226	237	0	0	0	0	0	0	0	1157

CMHS 2019 Euthanasia Data

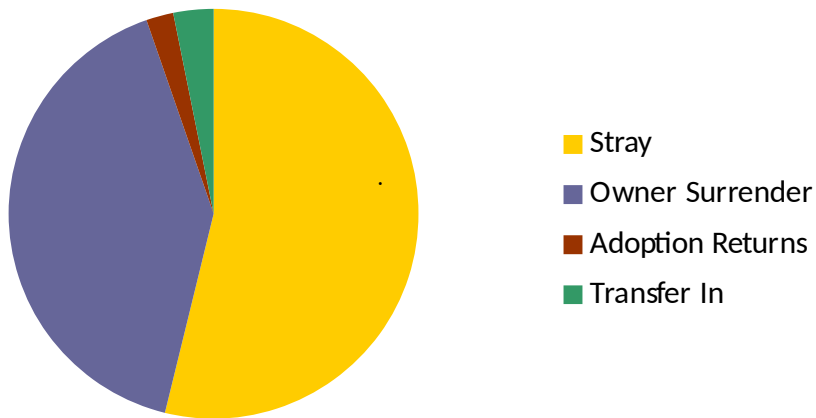
Reason	Species	January	February	March	April	May	June	July	August	September	October	November	December	YTD
Owner Request	Cats	1	3	0	3	5								12
	Dogs	0	2	0	3	1								6
	Small Animals	0	0	0	0	0								0
Health	Cats	3	0	3	4	3								13
	Dogs	1	2	0	0	0								3
	Small Animals	0	0	0	0	0								0
Died	Cats	1	1	2	6	15								25
	Dogs	2	0	0	0	0								2
	Small Animals	0	0	0	0	1								1
Behavioral	Cats	0	0	0	0	0								0
	Dogs	0	0	0	0	0								0
	Small Animals	0	0	0	0	0								0
Space	Cats	0	0	0	0	0								0
	Dogs	0	0	0	0	0								0
	Small Animals	0	0	0	0	0								0
Aggression	Cats	0	0	0	0	0								0
	Dogs	4	1	1	2	1								9
	Small Animals	0	0	0	0	0								0
Feral	Cats	0	0	0	0	0								0
	Dogs	0	0	0	0	0								0
	Small Animals	0	0	0	0	0								0
Age	Cats	0	0	0	0	0								0
	Dogs	0	0	0	0	0								0
	Small Animals	0	0	0	0	0								0
Euthanasia Totals	Cats	5	4	5	13	23	0	0	0	0	0	0	0	50
	Dogs	7	5	1	5	2	0	0	0	0	0	0	0	20
	Small Animals	0	0	0	0	1	0	0	0	0	0	0	0	1
Grand Totals		12	9	6	18	26	0	0	0	0	0	0	0	71

CMHS 2019 Intake Analysis

YTD

Source	Cats	Dogs	Small Animals	Grand Total
Stray	324	282	11	617
Owner Surrender	246	204	60	510
Adoption Returns	13	40	0	53
Transfer In	19	82	22	123
Grand Totals	602	608	93	1303

Cat Intakes by Source



Dog Intakes by Source



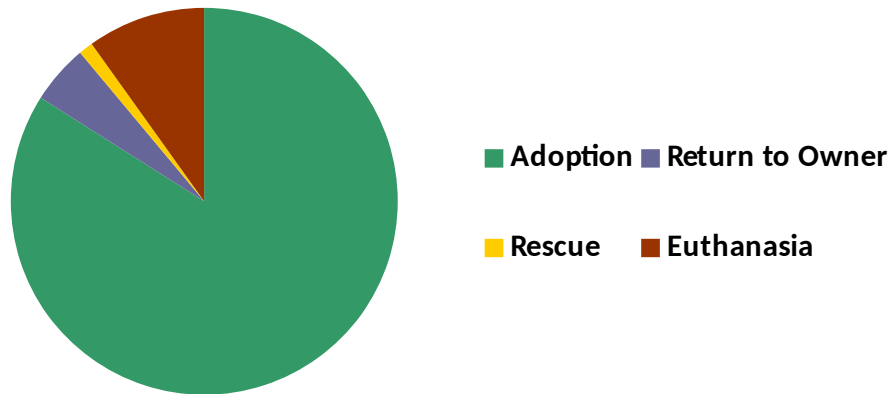


CMHS 2019 Outcome Analysis

YTD

Outcome	Cats	Dogs	Small Animals	Grand Total
Adoption	425	446	74	945
Return to Owner	25	154	3	182
Rescue	6	18	0	24
Euthanasia	50	20	1	71
Grand Totals	506	638	78	1222

Outcomes for Cats



Outcomes for Dogs

