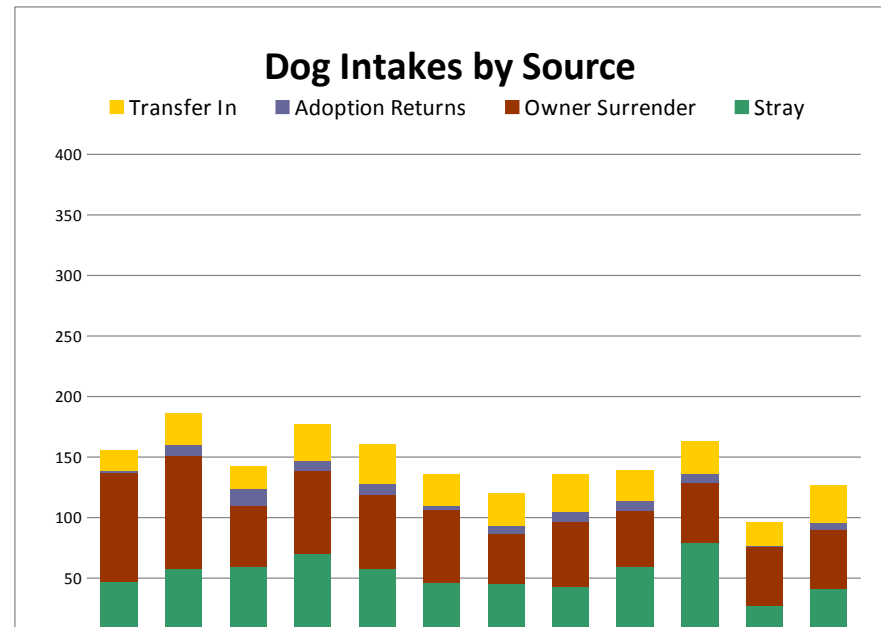
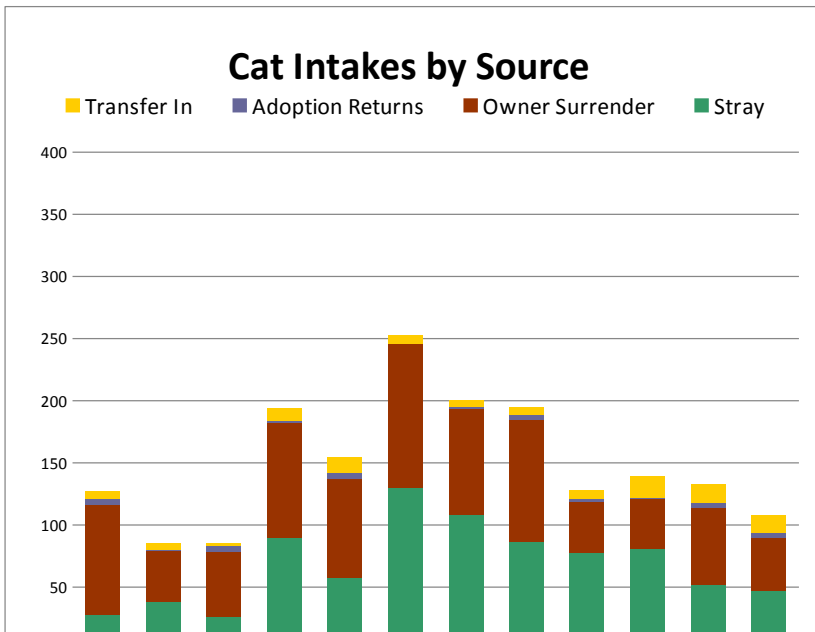
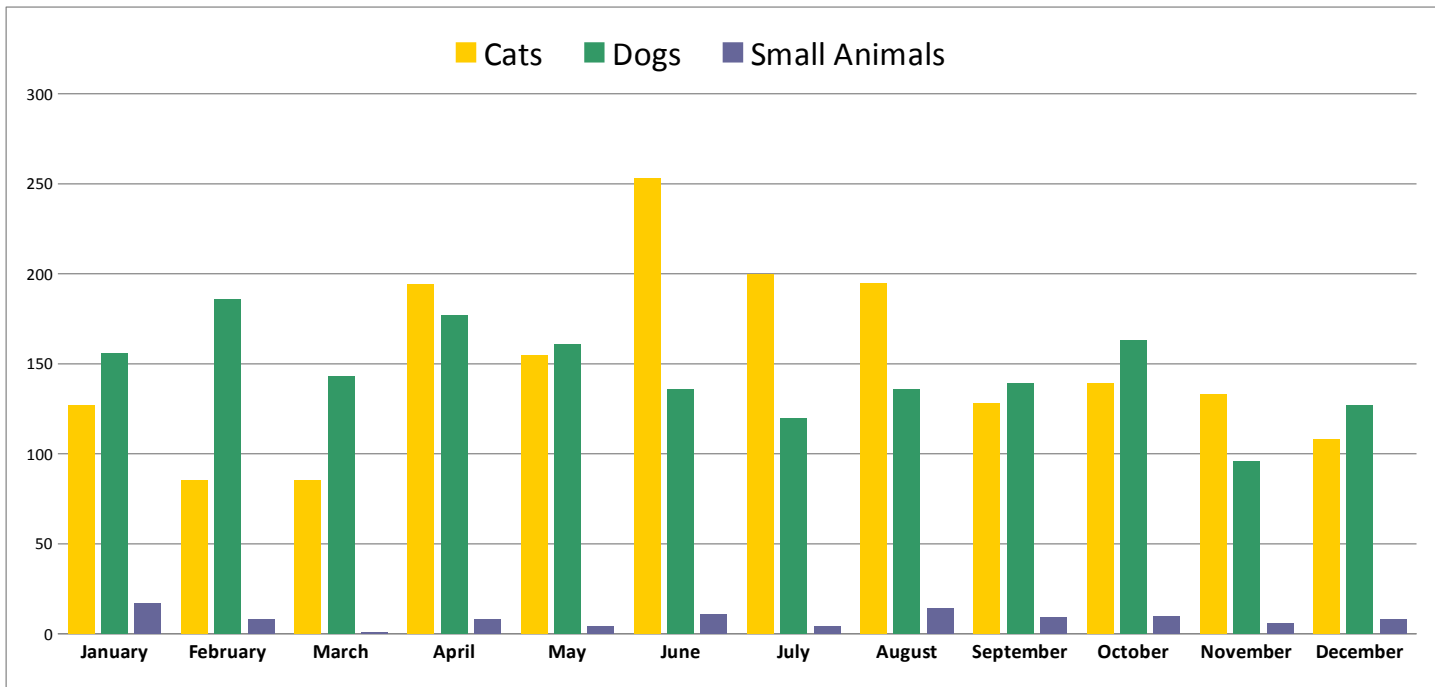




## CMHS 2014 Intake Data

Source	Species	January	February	March	April	May	June	July	August	September	October	November	December	YTD
Stray	Cats	28	38	26	90	58	130	108	86	78	81	52	47	822
	Dogs	47	58	59	70	58	46	45	43	59	79	27	41	632
	Small Animals	2	1	0	1	1	4	0	5	1	2	0	1	18
Owner Surrender	Cats	88	41	53	92	79	116	86	99	41	40	62	43	840
	Dogs	90	93	51	69	61	60	42	54	47	50	49	49	715
	Small Animals	15	7	1	6	3	7	2	9	8	8	5	7	78
Adoption Returns	Cats	5	1	4	2	5	0	1	4	2	1	4	4	33
	Dogs	2	9	14	8	9	4	6	8	8	7	1	6	82
	Small Animals	0	0	0	1	0	0	0	0	0	0	0	0	1
Transfer In	Cats	6	5	2	10	13	7	5	6	7	17	15	14	107
	Dogs	17	26	19	30	33	26	27	31	25	27	19	31	311
	Small Animals	0	0	0	0	0	0	2	0	0	0	1	0	3
Total Intake	Cats	127	85	85	194	155	253	200	195	128	139	133	108	1802
	Dogs	156	186	143	177	161	136	120	136	139	163	96	127	1740
	Small Animals	17	8	1	8	4	11	4	14	9	10	6	8	100
<b>Grand Totals</b>		<b>300</b>	<b>279</b>	<b>229</b>	<b>379</b>	<b>320</b>	<b>400</b>	<b>324</b>	<b>345</b>	<b>276</b>	<b>312</b>	<b>235</b>	<b>243</b>	<b>3642</b>

## 2014 Intake Trends





## CMHS 2014 Animals Sent to Rescue

Rescue	Species	January	February	March	April	May	June	July	August	September	October	November	December	YTD
Second Chance	Cats	22	3	17	25	2	15	9	28	7	8	2	4	142
	Dogs	6	18	12	1	3	7	2	7	5	2	0	1	64
	Small Animals	0	0	0	0	0	0	0	0	0	0	0	0	0
	<b>Total</b>	<b>28</b>	<b>21</b>	<b>29</b>	<b>26</b>	<b>5</b>	<b>22</b>	<b>11</b>	<b>35</b>	<b>12</b>	<b>10</b>	<b>2</b>	<b>5</b>	<b>206</b>
Breed Specific	Cats	1	4	1	0	0	5	3	2	1	0	0	0	17
	Dogs	6	6	3	9	3	3	2	4	1	2	2	5	46
	Small Animals	0	0	0	0	0	0	0	0	0	0	0	0	0
	<b>Total</b>	<b>7</b>	<b>10</b>	<b>4</b>	<b>9</b>	<b>3</b>	<b>8</b>	<b>5</b>	<b>6</b>	<b>2</b>	<b>2</b>	<b>2</b>	<b>5</b>	<b>63</b>
Other Rescues	Cats	2	0	0	0	7	12	0	2	2	3	0	0	28
	Dogs	9	24	23	26	33	12	6	6	2	25	5	14	185
	Small Animals	0	0	0	0	0	0	1	0	0	0	0	0	1
	<b>Total</b>	<b>11</b>	<b>24</b>	<b>23</b>	<b>26</b>	<b>40</b>	<b>24</b>	<b>7</b>	<b>8</b>	<b>4</b>	<b>28</b>	<b>5</b>	<b>14</b>	<b>214</b>
<b>Total Sent to Rescue</b>	Cats	25	7	18	25	9	32	12	32	10	11	2	4	187
	Dogs	21	48	38	36	39	22	10	17	8	29	7	20	295
	Small Animals	0	0	0	0	0	0	1	0	0	0	0	0	1
<b>Grand Totals</b>		<b>46</b>	<b>55</b>	<b>56</b>	<b>61</b>	<b>48</b>	<b>54</b>	<b>23</b>	<b>49</b>	<b>18</b>	<b>40</b>	<b>9</b>	<b>24</b>	<b>483</b>

## CMHS 2014 Live Release Data

Outcome	Species	January	February	March	April	May	June	July	August	September	October	November	December	YTD
Adoption	Cats	102	33	69	43	63	79	67	99	56	59	83	111	864
	Dogs	90	117	96	83	94	76	91	117	85	101	87	89	1126
	Small Animals	5	10	5	5	4	9	2	9	11	8	12	8	88
Return to Owner	Cats	2	2	2	2	7	7	4	3	4	3	5	5	46
	Dogs	13	13	15	27	24	19	17	15	15	30	15	11	214
	Small Animals	0	0	0	0	0	0	0	0	0	0	0	0	0
Total Sent to Rescue	Cats	25	7	18	25	9	32	12	32	10	11	2	4	187
	Dogs	21	48	38	36	39	22	10	17	8	29	7	20	295
	Small Animals	0	0	0	0	0	0	1	0	0	0	0	0	1
Live Release Totals	Cats	129	42	89	70	79	118	83	134	70	73	90	120	1097
	Dogs	124	178	149	146	157	117	118	149	108	160	109	120	1635
	Small Animals	5	10	5	5	4	9	3	9	11	8	12	8	89
<b>Grand Total</b>		<b>258</b>	<b>230</b>	<b>243</b>	<b>221</b>	<b>240</b>	<b>244</b>	<b>204</b>	<b>292</b>	<b>189</b>	<b>241</b>	<b>211</b>	<b>248</b>	<b>2821</b>

## CMHS 2014 Euthanasia Data

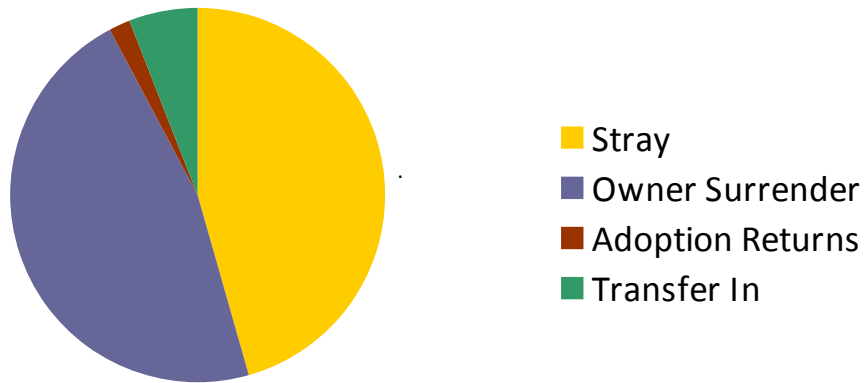
Reason	Species	January	February	March	April	May	June	July	August	September	October	November	December	YTD
Owner Request	Cats	2	2	3	30	4	5	2	4	2	7	1	1	63
	Dogs	5	4	4	4	7	6	2	1	0	1	4	2	40
	Small Animals	0	0	0	0	0	0	0	1	0	0	0	0	1
Sickness/Disease	Cats	22	8	1	26	45	78	38	39	33	50	20	21	381
	Dogs	0	2	9	1	0	1	1	0	0	2	0	0	16
	Small Animals	0	1	0	0	0	0	0	0	0	0	0	0	1
Med Mod/Sev/Em	Cats	10	5	3	4	12	15	30	14	7	1	10	4	115
	Dogs	1	3	0	4	3	4	8	2	1	1	1	1	29
	Small Animals	0	0	0	0	0	2	0	0	0	1	0	0	3
Behavioral	Cats	1	3	0	3	3	12	16	10	5	1	2	5	61
	Dogs	1	0	0	2	1	1	2	1	3	1	0	0	12
	Small Animals	0	0	0	0	0	0	0	0	0	0	0	0	0
Space	Cats	0	0	0	0	1	1	1	0	0	0	0	0	3
	Dogs	0	0	0	0	0	0	0	0	0	0	0	0	0
	Small Animals	0	0	0	0	0	0	0	0	0	0	0	0	0
Aggression	Cats	1	2	1	2	0	2	1	2	1	0	2	0	14
	Dogs	8	5	5	9	8	16	7	8	2	6	2	5	81
	Small Animals	0	0	0	0	0	1	0	0	0	0	0	0	1
Feral	Cats	1	2	4	11	3	11	8	6	4	3	8	4	65
	Dogs	0	0	0	0	0	0	0	0	0	0	0	0	0
	Small Animals	0	0	0	0	0	0	0	0	0	0	0	0	0
Age	Cats	3	0	0	0	0	2	2	3	1	0	0	4	15
	Dogs	0	0	0	0	0	0	0	4	0	1	0	1	6
	Small Animals	0	0	0	0	0	0	0	0	0	0	0	0	0
Euthanasia Totals	Cats	40	22	12	76	68	126	98	78	53	62	43	39	717
	Dogs	15	14	18	20	19	28	20	16	6	12	7	9	184
	Small Animals	0	1	0	0	0	3	0	1	0	1	0	0	6
<b>Grand Totals</b>		<b>55</b>	<b>37</b>	<b>30</b>	<b>96</b>	<b>87</b>	<b>157</b>	<b>118</b>	<b>95</b>	<b>59</b>	<b>75</b>	<b>50</b>	<b>48</b>	<b>907</b>

# CMHS 2014 Intake Analysis

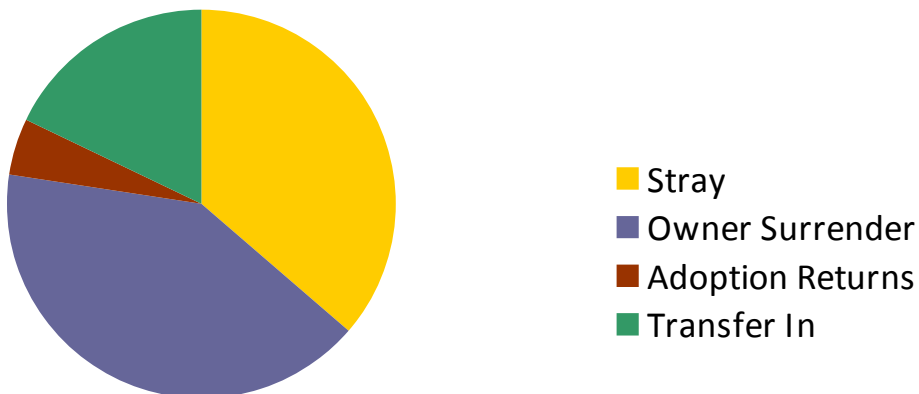
YTD

Source	Cats	Dogs	Small Animals	Grand Total
Stray	822	632	18	1472
Owner Surrender	840	715	78	1633
Adoption Returns	33	82	1	116
Transfer In	107	311	3	421
<b>Grand Totals</b>	<b>1802</b>	<b>1740</b>	<b>100</b>	<b>3642</b>

## Cat Intakes by Source



## Dog Intakes by Source





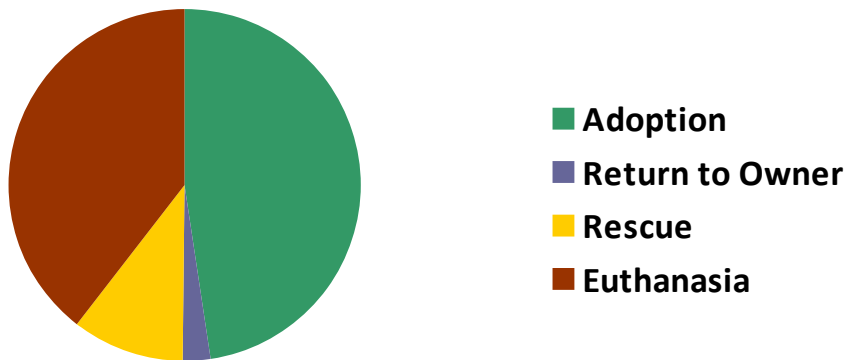


# CMHS 2014 Outcome Analysis

YTD

Outcome	Cats	Dogs	Small Animals	Grand Total
Adoption	864	1126	88	2078
Return to Owner	46	214	0	260
Rescue	187	295	1	483
Euthanasia	717	184	6	907
<b>Grand Totals</b>	<b>1814</b>	<b>1819</b>	<b>95</b>	<b>3728</b>

## Outcomes for Cats



## Outcomes for Dogs

